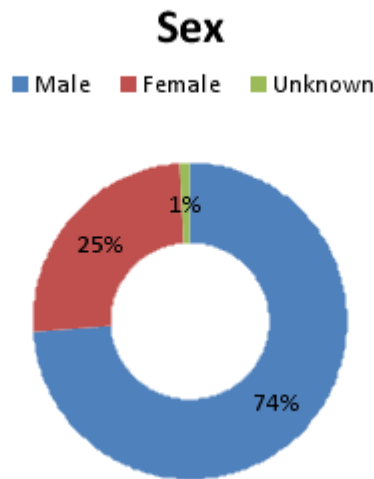
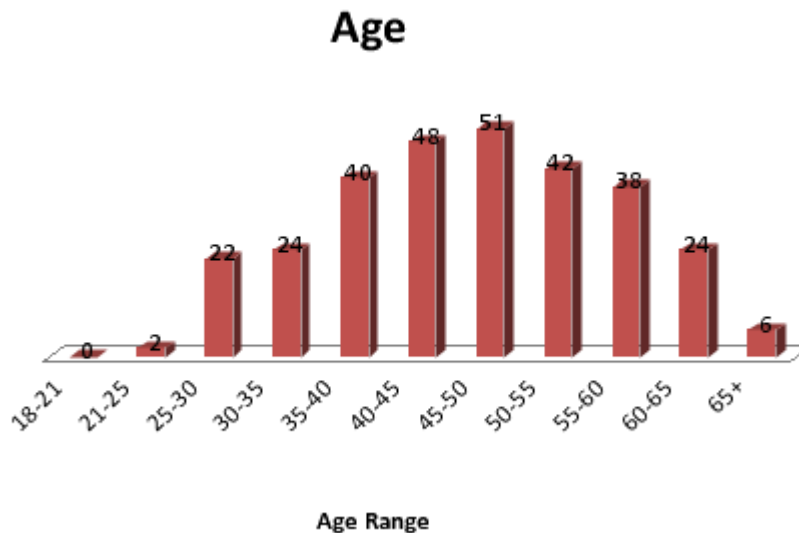


The results are in from OHShub.com's 2010 Occupational Health & Safety Salary Survey. 300 Occupational Health and Safety Professionals responded to the survey request for information pertaining to career length, certifications, salary, geographic location, etc. The results are as follows:

Of the 297 respondents, nearly three quarters were male.

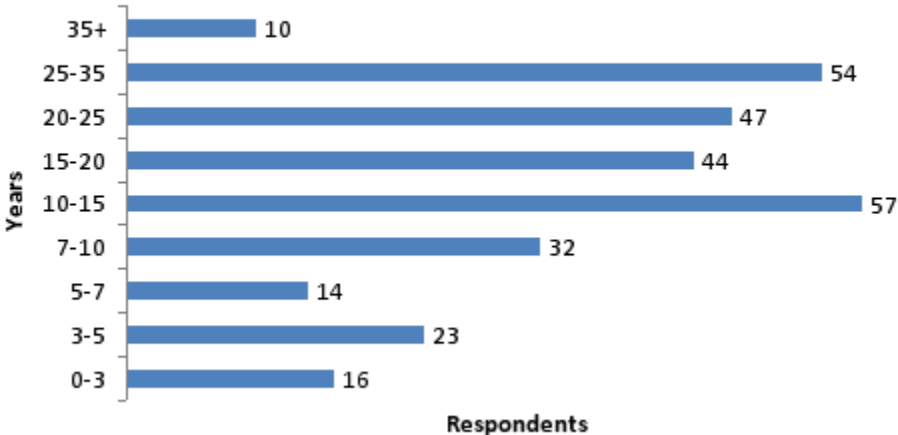


Age followed a typical bell curve with the majority of respondents being between 35-60 years of age.



The majority of respondents were employed in the OH&S career field for 7-35 years.

Career Length

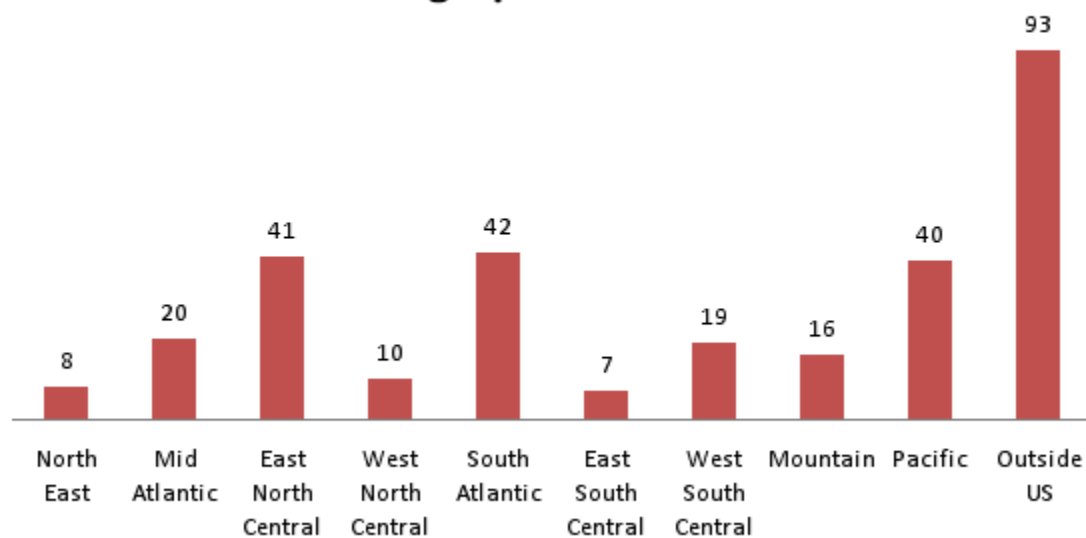


With most working from an office.



Geographically, 69% of the respondents were from the US.

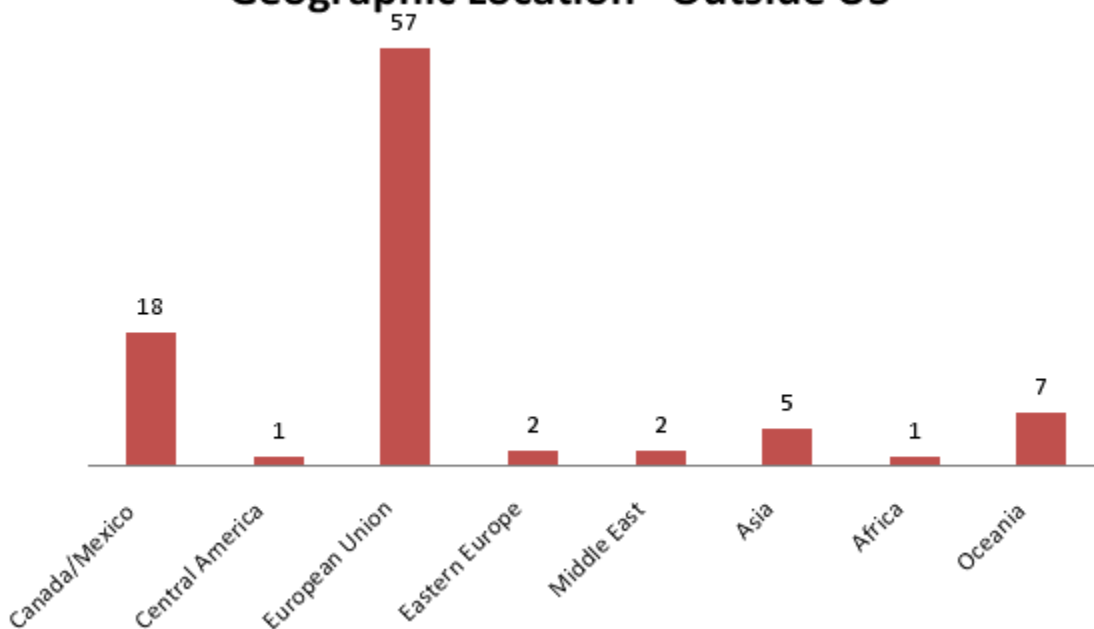
Geographic Location



And those

respondents outside the US were primarily from the EU.

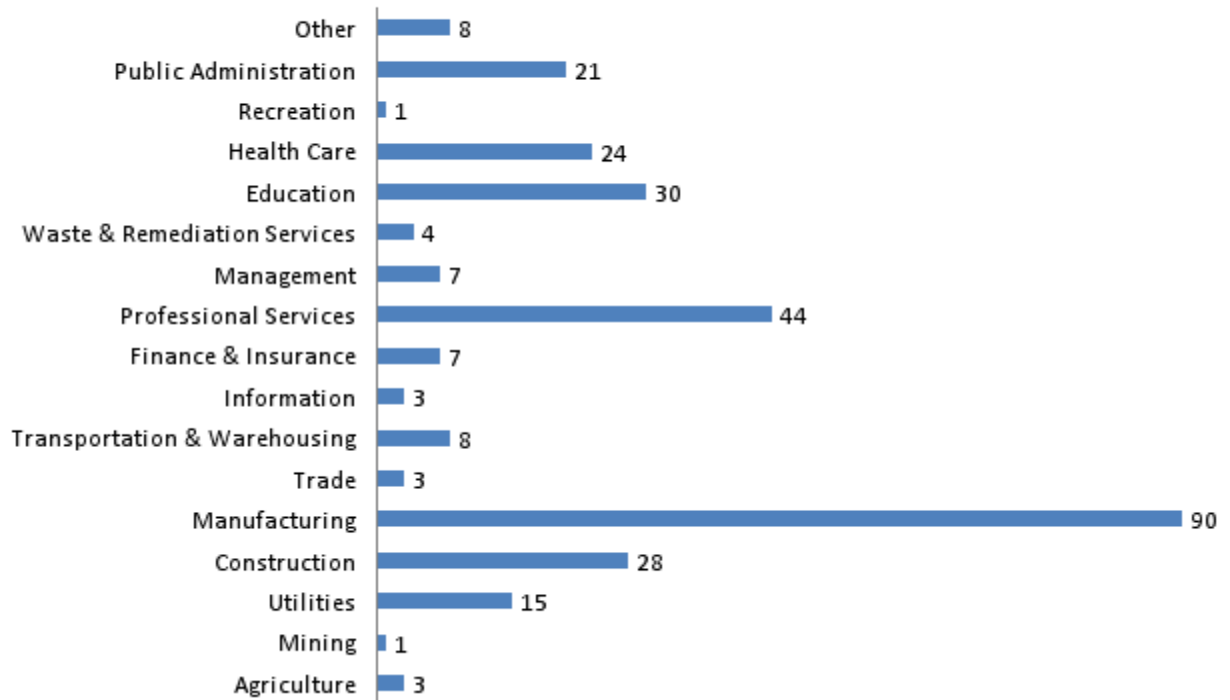
Geographic Location - Outside US



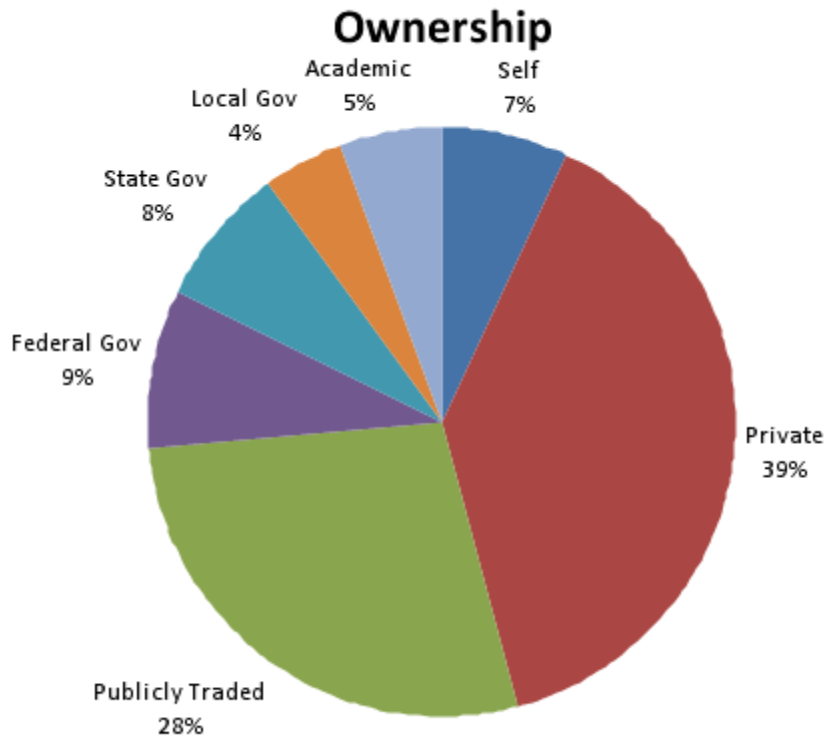
Studying for the Certified Industrial Hygienist (CIH) Exam? Check out [OHShub.com's Bookstore](https://www.ohshub.com) for Study Materials.

Respondents worked in a variety of industries, primarily manufacturing.

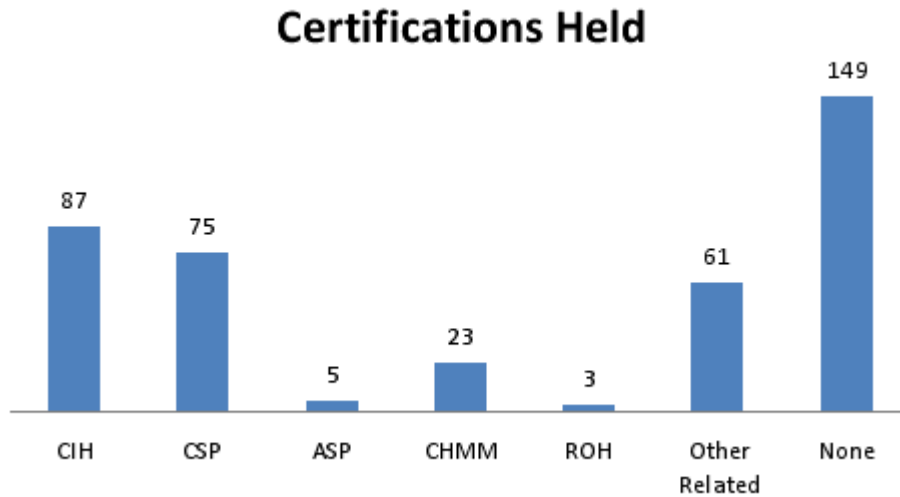
Industry Employed By



With companies being primarily privately owned. Self ownership represented 7% of the respondents.

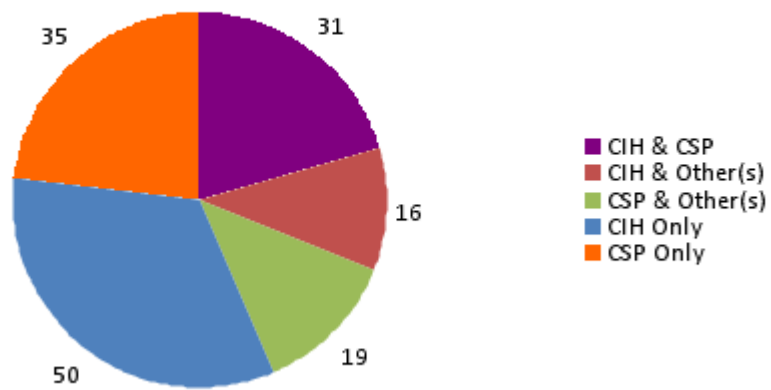


Respondents were well certified, with 254 certifications being held by the 297 respondents. Nearly 50% of the respondents did not hold a certification.



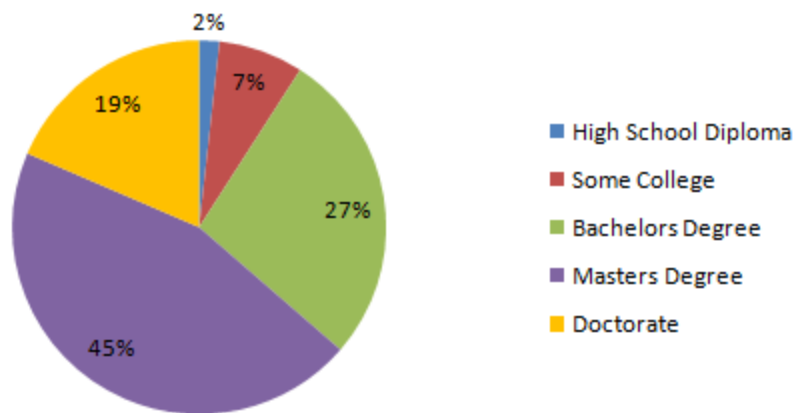
Dual certifications were also numerous, with 31 respondents holding the CIH and CSP designation, 16 holding the CIH and some other designation, and 19 holding the CSP and some other designation. *Note: Individuals that do not hold a dual certification (i.e. CIH or CSP only) are also represented in this chart.*

Dual (+) Certifications



OH&S Professionals are well educated, with 91% of respondents hold a college degree.

Education



The top 3 degrees held for respondents were as follows:

Top 3 Bachelors Degrees

	Number	Degree
1	53	Biology/Chemistry
2	42	IH/Safety/Public Health
3	16	Engineering

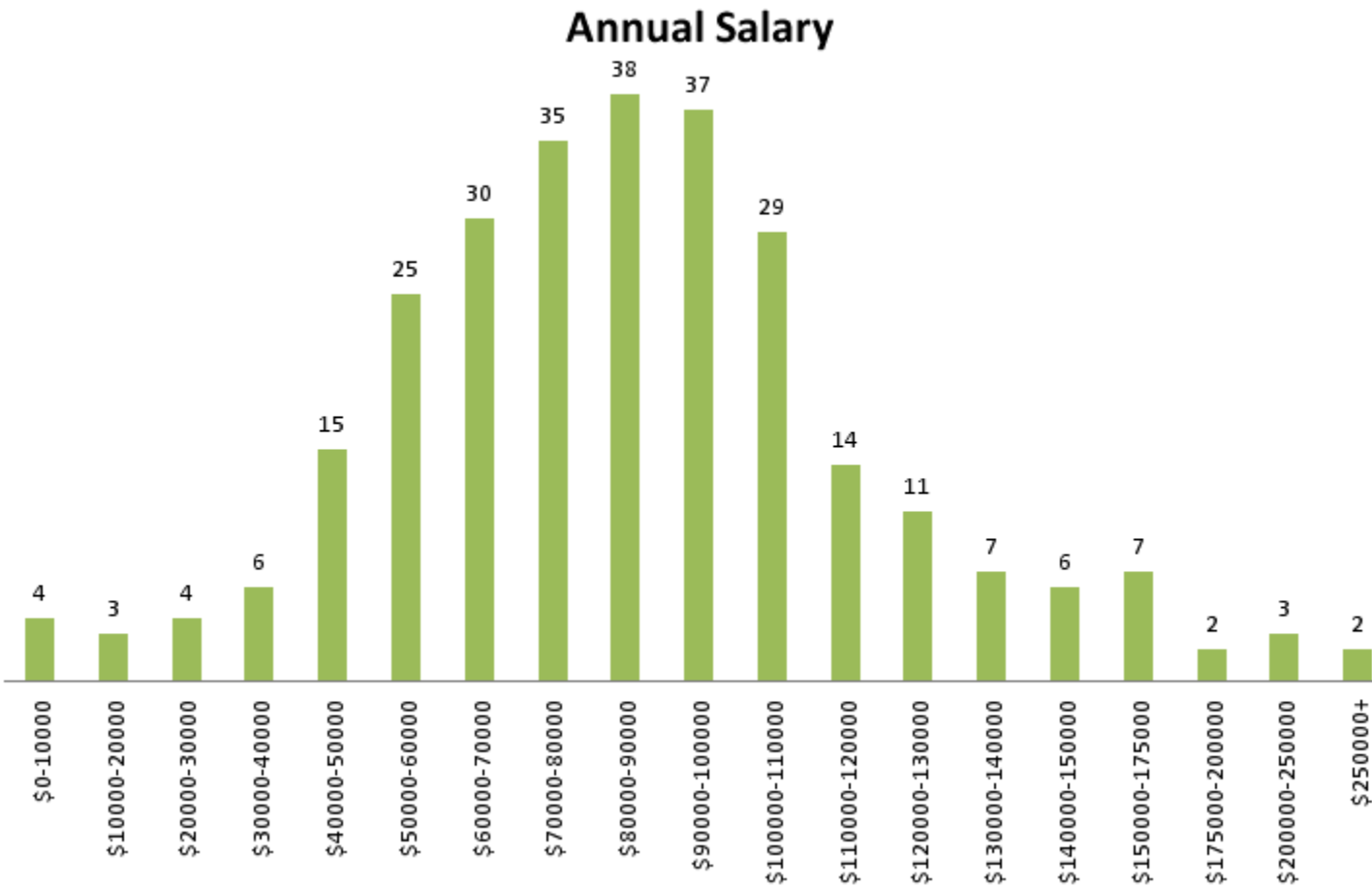
Top 3 Masters Degrees

	Number	Degree
1	100	IH/Safety/Public Health
2	8	MBA
3	5	Engineering

Top 3 Doctorate Degrees

	Number	Degree
1	27	MD
2	7	IH/Safety/Public Health
3	3	Life Sciences

Average annual salaries were as follows, with 70% of yearly bonuses/financial benefits being \$10,000.00 USD or less:

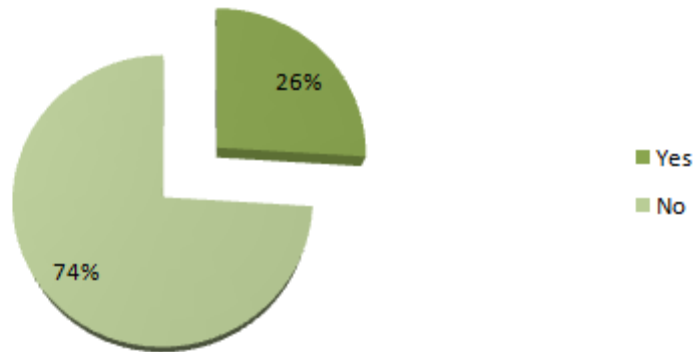


Salaries can be further broken down by the following certifications obtained and career lengths.

		n	Average	Max.	Min.	Median	Mode	Std. Dev.
Certifications	CIH only	48	\$ 88,200	\$ 162,500	\$ 35,000	\$ 85,000	\$ 95,000	27.1
	CSP only	34	\$ 98,000	\$ 225,000	\$ 45,000	\$ 90,000	\$ 85,000	39.5
	CIH & CSP	31	\$114,000	\$ 250,000	\$ 65,000	\$105,000	\$105,000	47.3
	CIH & Other(s)	15	\$ 98,000	\$ 135,000	\$ 55,000	\$105,000	\$105,000	23.5
	CSP & Other(s)	17	\$108,000	\$ 250,000	\$ 45,000	\$100,000	\$ 85,000	43.8
	None	138	\$ 82,000	\$ 225,000	\$ 15,000	\$ 75,000	\$ 75,000	34.8
Years of Experience	7-10 years	28	\$ 79,000	\$ 135,000	\$ 45,000	\$ 75,000	\$ 75,000	21.1
	10-15 years	53	\$ 89,000	\$ 225,000	\$ 25,000	\$ 85,000	\$ 85,000	34.4
	15-20 years	42	\$ 86,000	\$ 162,500	\$ 45,000	\$ 85,000	\$ 85,000	26.2
	20-25 years	42	\$103,000	\$ 187,500	\$ 45,000	\$ 95,000	\$ 75,000	29.3
	25-35 years	50	\$101,000	\$ 225,000	\$ 35,000	\$ 95,000	\$ 95,000	35.0

Over a quarter of the respondent's companies had experienced some sort of downsizing in the OH&S departments, with typical cutbacks of 10-15%.

Downsized?



It should be noted that the results are only as good as the information received. OHShub.com does not maintain any identifying information for the respondents nor was any attempt made to verify the information received. Questions or comments about this survey and the results of the survey can be directed to [admin at ohshub dot com](mailto:admin@ohshub.com). Results from this survey may not be reproduced in any manner without the explicit written consent of OHShub.com.